



Bunculuka


<http://www.climbinbaska.com/bunculuka>

 Attractive cliff that is closing the bay of Bunculuka at its east side is definitely not lucky regarding quality of rock. Despite that this wall was the first to be bolted in Krk island back in 1996. Located only couple of meters from the sea and 5 minutes from the campsite, the small crag became much more popular than one would expect. It was rebolted, (re)cleaned and expanded in June 2008 and today you can find 10 well equipped routes with rather close spaced bolts on the far east end of it, where quality of the rock is the best.

ACCESS: In Baška, it is easy to find the way to the camping FKK Bunculuka. You can either hike from the centre of the town or drive with a car (see map for parking options). Once in the camping, go to the beach (restaurant) and follow the path near the sea, towards east and already visible crag. The path will lead you from one pebble beach to another and directly under the crag. Proceed along its base, to the fence door and go through. Here you are just a couple of meters away from routes number 1 and 2 on your left ... 5 minutes of walking from FKK Bunculuka restaurant at the beach.

 Privlačna litica koja zatvara zaljev Bunculuke s njegove istočne strane, nije baš najbolja s obzirom na kvalitetu stijene. Usprkos tome ona je prva opremljena sa spitovima na otoku Krku, 1996. godine. Smješteno samo nekoliko metara od mora i 5 minuta od kampa, malo penjalište postalo je mnogo popularnije nego se očekivalo. Bilo je preuređeno i malo prošireno 2008. godine i danas u njemu možete pronaći 10 dobro i gusto opremljenih smjerova na krajnjem istočnom dijelu litice, gdje je stijena najbolja.

PRISTUP: U Baški lako je naći put do kampa FKK Bunculuka. Iz centra Baške krenite pješice ili autom (pogledajte na karti za moguća parkirališta). Kad dođete do kampa, spustite se do plaže, ili ljeti po markiranom putu koji obilazi kamp, a počinje kod recepcije, i nastavite stazom uz plažu prema istoku. Staza će vas voditi preko plaža do vidljive litice i dalje ispod nje. Kada dođete do vrata za ovce (zatoke), samo ste nekoliko metara udaljeni od smjerova broj 1 i 2, na vašoj lijevoj strani. Pet minuta hoda od restoranta na plaži kampa.

 Atraktivna stena, ki zapira zaliv Bunculuke z vzhodne strani definitivno nima sreče s kvaliteto skale, kljub temu pa je postala prva stena na otoku Krku, ki je bila opremljena s svedrovci (1996). Malo plezališče, locirano le nekaj metrov od morja in slabih 5 minut od kampa Bunculuka, je postalo popularno veliko bolj kot bi lahko pričakovali glede na kvaliteto same skale. Preopremljeno ter malo razširjeno je bilo junija 2008. Danes tako na vzhodnem robu stene, kjer je skala najboljša, najdemo 10 dobro in na gosto opremljenih smeri.

DOSTOP: V Baški je pot do kampa FKK Bunculuka lahko najti. Do tja greste iz centra lahko peš ali pa se pripeljete z avtom (glej zemljevid spodaj za možna parkirališča). Ko ste v kampu, se morate le spustiti do plaže (restavracija / do sem je mogoče priti tudi po poti okoli kampa, ki se začne pri recepciji) in nadaljevati po njej (pot) proti vzhodu, do vidne stene in še naprej pod njenim vznožjem. Ko pridete do vrat v ogradi, ste le nekaj metrov od smeri 1 in 2, na vaši levi. 5 minut hoje od restavracije na plaži kampa FKK Bunculuka.



BUNCULUKA FACTS

ORIENTATION: East, South

MAX HEIGHT: 15m

ROCK: limestone

TYPE: walls, overhangs



MINIMUM ROPE: 40m

EQUIPMENT: INOX glue-in & expansion bolts, belays.

APPROACH: 5 -15 minutes

SEASON: All year round

CHILDREN: Good for children!



Bunculuka

Update: 23.10.2010

Very small crag, with short routes, but just near the sea and 5 minutes from the camping place. It is equipped with stainless steel glue-in bolts and expansion bolts, close spaced to secure easy and safe climbing for everyone. All routes have top anchors with karabiners. Place is sunny and quite well protected from the cold Bora wind, what is good for winter time. During summer it gets into the shade after 5pm, what makes it perfect late afternoon spot for those that love combining the sea, beach and climbing. Remember: This crag is in fact much better than it looks.

- 1 **ODA BLESAVIM** **6c, 11m**
Vertical wall on partly fragile rock Bolted and climbed by Tomaž Košir, 1996
- 2 **NEŽA** **5a, 15m**
Easy wall with nice view Bolted by Tomaž Košir, 1996
- 3 **MONKEE** **6c, 12m**
Demanding overhang Bolted by Tomaž Košir, climbed by Andreas Bstieler, 2008
- 4 **2 SIDES OF THE STORY** **6a+ (6c+*), 11m**
Nice overhang on good holds. *6c+ if climbed only left of the big crack - also with your feet! Bolted and climbed by Tomaž Košir, 1996
- 5 **BOB ROCK** **6b+, 11m**
Vertical wall with bouldering start Bolted by Tomaž Košir, climbed by Matej Flis, 2008
- 6 **TNT** **7a, 10m**
Short vertical wall on crimps and small holes Bolted and climbed by Tomaž Košir, 1996
- 7 **FIGA** **5b, 11m**
Crack and big holds Bolted by Tomaž Košir, 1996
- 8 **SMOKVA** **5a, 10m**
Easy climb on cracked wall Bolted by Tomaž Košir, 2008
- 9 **MINI ME** **7b (7b+*), 9m**
Hard wall with an overhang at the end. *7b+ if started and climbed in direct line, without deviation on the left. Bolted by Tomaž Košir, climbed by Andreas Bstieler, 2008/2010
- 10 **RANKUN** **5a, 7m**
Very short & easy line..... Bolted by Tomaž Košir, 2008

OPREZ! Penjanje može biti opasno! Nitko ne može jamčiti za vašu sigurnost osim vas, zato uvijek penjete na vlastiti rizik!
POZOR! Plezanje je lahko nevarno! Nihče, razen vas samih, ne more jamčiti za vašo varnost, zato vedno plezate na lastno odgovornost!
BEWARE! Climbing can be dangerous! Nobody can guarantee for your safety but you, therefore only climb at your own risk!